

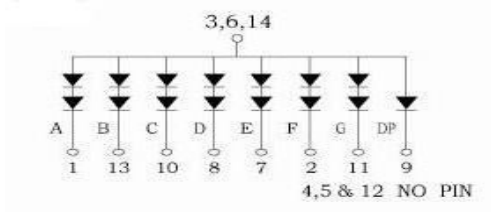
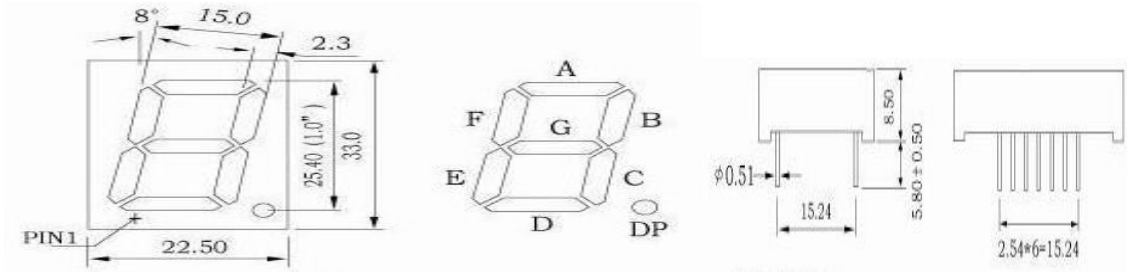
ABSOLUTE MAXIMUM RATINGS AT AMBIENT TEMPERATURE

PARAMETER	VALUE	UNITS
Peak Forward Current Per Segment(1/10 Duty Cycle, 0.1ms pulse width)	80	mA
Continuous Forward Current Per Segment	20	mA
Recommend Operating Current	12	mA
Reverse Voltage Per Segment	5	V
Operating Temperature Range	-25 to +85	°C
Storage Temperature Range	-30 to +85	°C
Junction Temperature	85	°C
Lead Solder Temperature(1/10 Inch Below Seating Plane)	260° C for 3 sec	

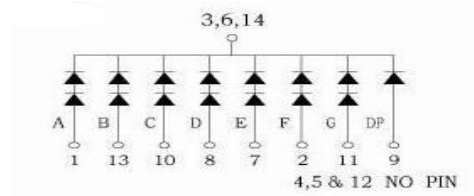
TECHNICAL SPECS

SI No	Part No	Colour	Body colour	Forward Voltage	Intensity (mcd)	Wave Length nm	Number of Pins
01	LSA / LSC 1002B	GREEN	BLACK	1.9/2.4	4 – 20	568 – 570	10
02	LSA/ LSC 1002G	GREEN	GREY	1.9/2.4	4 – 20	568 – 570	10
03	LSA / LSC 1002PGB	GREEN	BLACK	3.0/3.5V	50 - 60	525 – 530	10
04	LSA / LSC 1002PGG	GREEN	GREY	3.0/3.5V	50 – 60	525 – 530	10
05	LSA / LSC 1006B	RED	BLACK	1.9/2.4 V	20 - 36	635 – 640	10
06	LSA / LSC 1006G	RED	GREY	1.9/2.4V	20 – 36	635 – 640	10
07	LSA / LSC 1003B	YELLOW	BLACK	1.9 / 2.4V	20 – 36	590 – 595	10
08	LSA / LSC 1003G	YELLOW	GREY	1.9 /2.4V	20 – 36V	590 – 595	10
09	LSA / LSC 1001B	BLUE	BLACK	3.0/3.5V	20 – 36V	465 – 470	10
10	LSA / LSC 1001G	BLUE	GREY	3.0 /3.5V	20 – 36V	465 – 470	10

MECHANICAL DIMENSIONS AND PIN CONFIGURATION



CA



CC