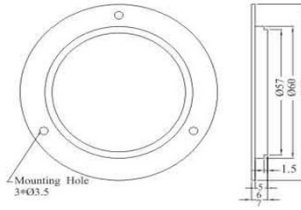




Dimension Drawing (Unit: mm)



Dimension Drawing (Unit: mm)



30W KNIT BONDED THIN WAFER LED SERIES

SL NO	PART NO	CURRENT	SHAPE	COLOUR	LENS TYPE	LUMENS(lm)	WAVE LENGTH (nm / ct)	FORWARD VOLTAGE (V)	VIEWING ANGLE IN DEGREES
1	LLKBL30W0R	2.5A	ROUND	WHITE	WHITE DIFFUSED	1800 - 2000	2200 - 7500K	11 - 12V	140
2	LLKBL30W1R	2.5A	ROUND	BLUE	WHITE DIFFUSED	1500 - 1600	450 - 470	11 - 12V	140
3	LLKBL30W2PGR	2.5A	ROUND	GREEN	WHITE DIFFUSED	1800 - 2000	525 - 530	11 - 12V	140
4	LLKBL30W3R	2.5A	ROUND	YELLOW	WHITE DIFFUSED	1500 - 1600	585 - 595	11 - 12V	140
5	LLKBL30W4R	2.5A	ROUND	RED	WHITE DIFFUSED	1500 - 1600	625 - 630	11 - 12V	140
6	LLKBL30W4RE	2.5A	RECTANGLE	WHITE	WHITE DIFFUSED	1800 - 2000	2200 - 7500k	11 - 12V	140
7	LLKBL30W1RE	2.5A	RECTANGLE	BLUE	WHITE DIFFUSED	1500 - 1600	450 - 470	11 - 12V	140
8	LLKBL30W2PGRE	2.5A	RECTANGLE	GREEN	WHITE DIFFUSED	1800 - 2000	525 - 530	11 - 12V	140
9	LLKBL30W3RE	2.5A	RECTANGLE	YELLOW	WHITE DIFFUSED	1500 - 1600	585 - 595	11 - 12V	140
10	LLKBL30W4RE	2.5A	RECTANGLE	RED	WHITE DIFFUSED	1500 - 1600	625 - 630	11 - 12V	140